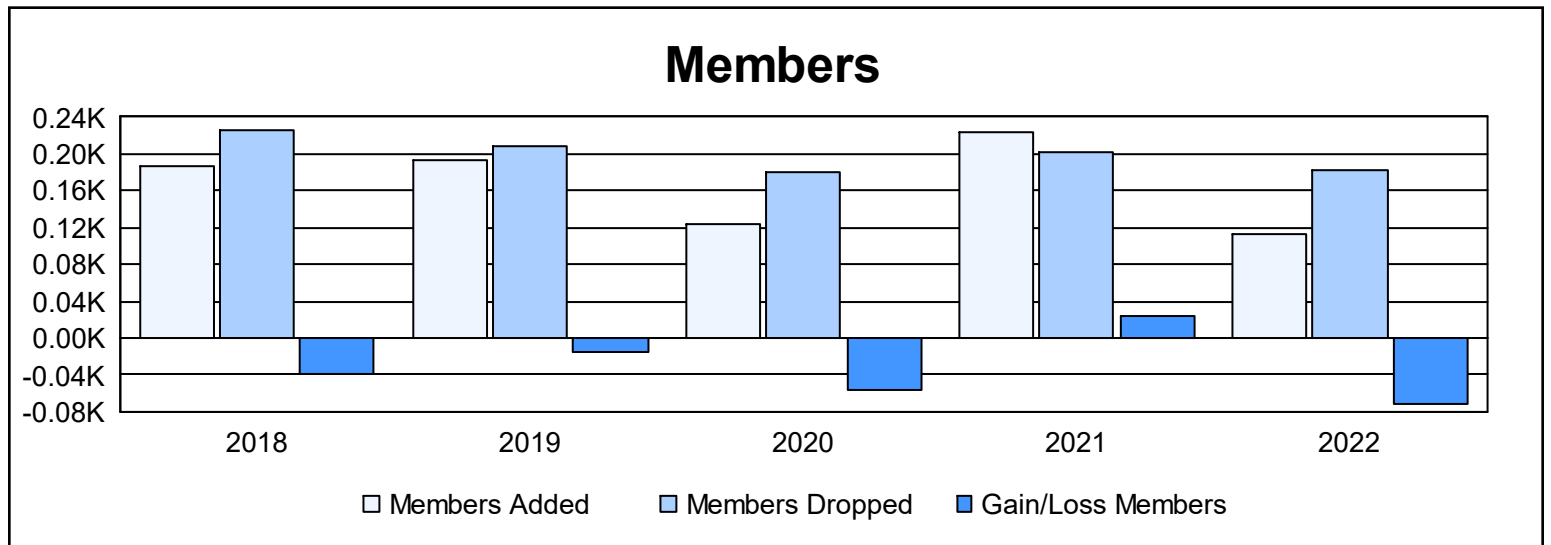
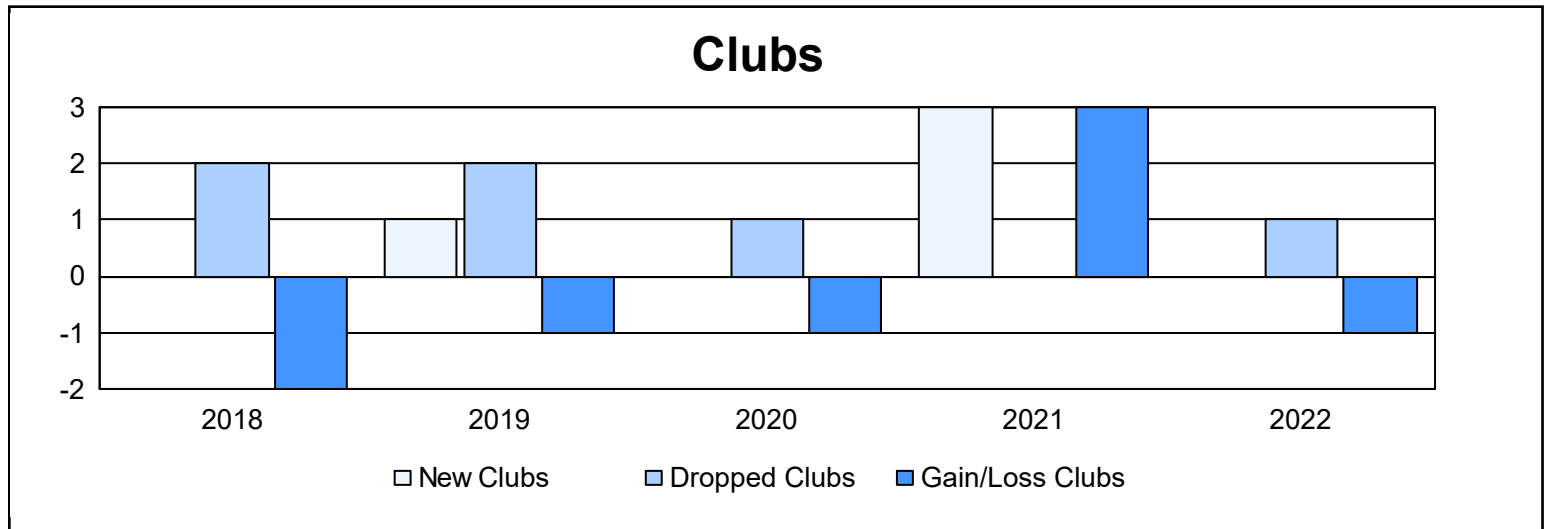
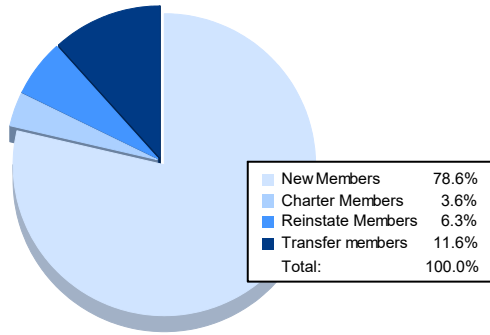


| Year           | New Clubs | Dropped Clubs | Gain/ Loss Clubs | New Members | Charter Members | Reinstate Members | Transfer Members | Total Member Added | Total Members Dropped | Gain/ Loss Members |
|----------------|-----------|---------------|------------------|-------------|-----------------|-------------------|------------------|--------------------|-----------------------|--------------------|
| 2017-2018      | 0         | 2             | -2               | 152         | 9               | 8                 | 18               | 187                | 226                   | -39                |
| 2018-2019      | 1         | 2             | -1               | 139         | 24              | 5                 | 25               | 193                | 208                   | -15                |
| 2019-2020      | 0         | 1             | -1               | 97          | 0               | 6                 | 20               | 123                | 180                   | -57                |
| 2020-2021      | 3         | 0             | 3                | 129         | 71              | 10                | 14               | 224                | 201                   | 23                 |
| 2021-2022      | 0         | 1             | -1               | 88          | 4               | 7                 | 13               | 112                | 183                   | -71                |
| <b>Average</b> | <b>1</b>  | <b>1</b>      | <b>0</b>         | <b>121</b>  | <b>22</b>       | <b>7</b>          | <b>18</b>        | <b>168</b>         | <b>200</b>            | <b>-32</b>         |



### Membership Composition June 2022 Cumulative



### Gender Composition June 2022 Cumulative

